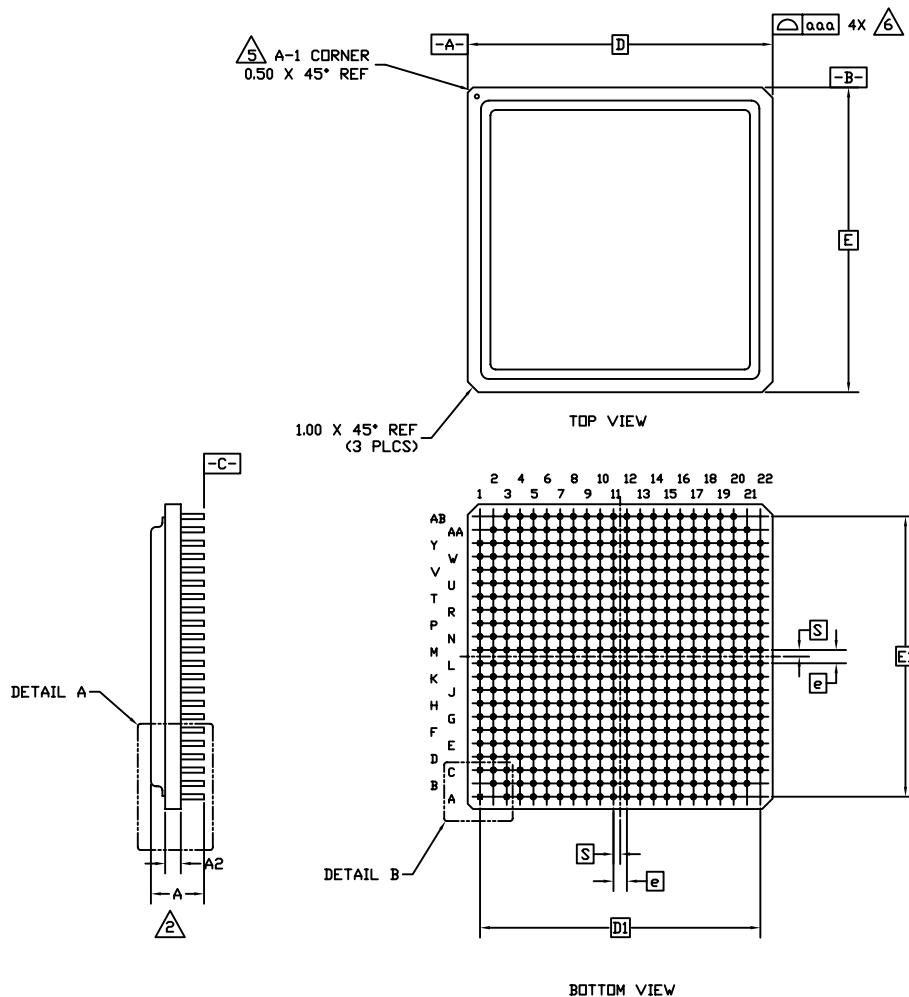


REVISIONS				
ZONE	LTR	DESCRIPTION	DATE	APPROVED
	-	PRODUCTION RELEASE PER ECN #03-192	02-11-03	R. J.
	A	REV PER ECN #03-1084	10-02-03	D. S.
	B	REV PER EQ#12095	08-11-05	R. J.

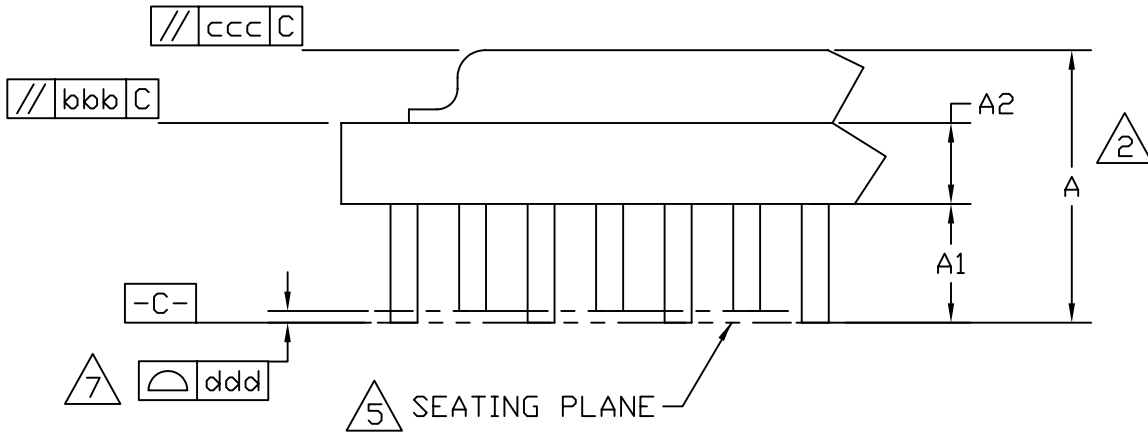


- CONTROLLING DIMENSIONS ARE IN MILLIMETERS.
- DISTANCE FROM THE SEATING PLANE TO THE HIGHEST POINT OF THE PACKAGE INCLUDES STANDOFF HEIGHT A1, PACKAGE BODY THICKNESS A2, AND LID HEIGHT.
- PRIMARY DATUM C AND SEATING PLANE ARE DEFINED BY THE ENDS OF THE SOLDER COLUMNS.
- DIMENSION b IS MEASURED AT THE MAXIMUM SOLDER COLUMN DIAMETER IN A PLANE PARALLEL TO PRIMARY DATUM C.
- THE A-1 CORNER IS IDENTIFIED BY A SMALLER CHAMFER, A ROUND DOT ON THE TOP SURFACE, AND A SQUARE PAD ON THE BOTTOM SURFACE OF THE PACKAGE.
- BILATERAL TOLERANCE ZONE IS APPLIED TO EACH SIDE OF THE PACKAGE BODY.
- UNIDIRECTIONAL PROFILE TOLERANCE ZONE THAT EXTENDS UPWARDS FROM THE SEATING PLANE, DATUM C. THE LOWEST POINT OF THE COLUMN MUST LIE IN THIS TOLERANCE ZONE.
- DFOISR 05-S-1873.

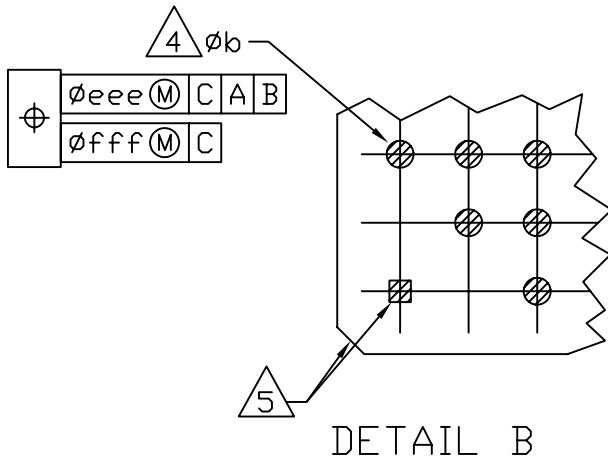
REFERENCE ONLY COPY

QTY REQD	CODE IDENT	PART OR IDENTIFYING NO.	NOMENCLATURE OR DESCRIPTION	REMARKS	ITEM NO.
			T. WAGNER DRAFTSPERSON	2/4/03 DATE	HONEYWELL INC. SOLID STATE ELECTRONICS CENTER MINNEAPOLIS, MINNESOTA
			CHECKER	DATE	472 CGA CASE OUTLINE
			R. JENSEN ENGINEERING AREA APPROVER	2/5/03 DATE	
			W. BUCKMAN AFFECTED AREA APPROVER	2/5/03 DATE	SIZE CODE IDENT NO. DRAWING NO.
			L. CHAMAS SRB APPROVER	2/11/03 DATE	B 34168 22026091
			NEXT ASSY USED ON APPLICATION		SCALE NONE SHEET 1 OF 2

September 08, 2005 10:43



DETAIL A (ROTATED 90°)



DIM	MILLIMETERS			INCHES		
	MIN	NOM	MAX	MIN	NOM	MAX
A	4.90	5.41	6.30	.193	.213	.248
A1	2.00	2.20	2.40	.079	.087	.095
A2	1.35	1.50	1.65	.053	.059	.065
b	0.45	0.50	0.55	.018	.020	.022
<u>D</u> <u>E</u>	29.00			1.142		
<u>D1</u> <u>E1</u>	26.67			1.050		
<u>e</u>	1.27			0.050		
<u>S</u>	0.635			0.025		
aaa	0.29			0.011		
bbb	0.25			0.010		
ccc	0.35			0.014		
ddd	0.20			0.008		
eee	0.35			0.014		
fff	0.30			0.012		